



## Schuco Entrance Doors

Elevate your entrance with Schuco aluminum doors—where sleek design meets superior performance. Engineered for durability, security, and energy efficiency, they redefine modern living with style and precision.

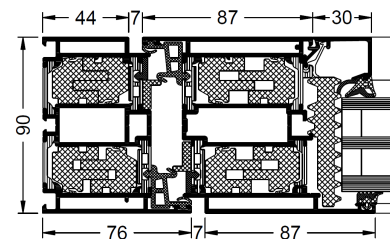


## AD UP 90.SI

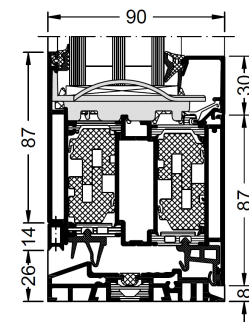
*The Schüco AD UP 90.SI door system is designed for superior thermal insulation, security, and durability, making it the ideal choice for high-performance residential and commercial entrance solutions. Combining precision engineering with a sleek, modern aesthetic, this system ensures long-term reliability and energy efficiency.*

- **Superior Thermal Insulation:** With an advanced multi-chamber profile and insulating foam inserts, it achieves exceptional U-values for energy savings and indoor comfort.
- **Robust Aluminum Construction:** Provides outstanding durability, weather resistance, and a high-end, contemporary finish.
- **Enhanced Security:** Features multi-point locking and reinforced profiles for maximum protection.
- **Sleek, Modern Design:** Slim sightlines and a variety of customization options allow for seamless integration into any architectural style.
- **Long-Lasting & Low Maintenance:** High-quality materials ensure minimal upkeep and long-term performance.

This is the perfect blend of efficiency, security, and aesthetics—elevating entrance solutions to the next level.




AD UP 90 SI - Side Frame



AD UP 90 SI - Threshold

9005  
9017  
9011  
8022  
8023  
8024  
8028  
8011  
8014  
8012  
8004  
8002  
8000  
7048  
7046  
9016  
7044  
7043  
7039  
7038  
7037  
7035  
7034  
7033  
7030  
7026  
7022  
7021  
7016  
6008  
5011

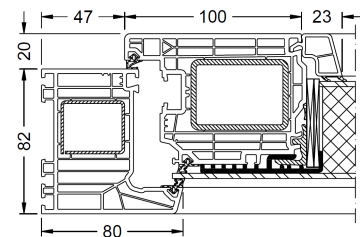


## Schüco Living Door

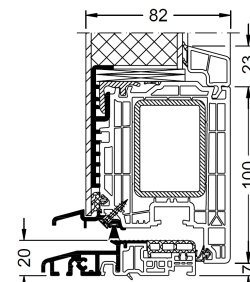
*The Schüco Living door system offers outstanding thermal insulation, security, and design flexibility. Engineered with high-performance UPVC and multi-chamber technology, it ensures long-term durability and energy efficiency for residential and commercial entrances.*

- **Superior Thermal Performance:** Multi-chamber profiles and advanced sealing technology achieve excellent U-values for energy savings.
- **Durable & Weather-Resistant:** High-quality German UPVC ensures longevity with minimal maintenance.
- **Enhanced Security:** Reinforced profiles and multi-point locking provide maximum protection against forced entry.
- **Customizable Design:** Available in various styles, colors, and glazing options to suit any architectural vision.
- **Excellent Sound Insulation:** Advanced sealing and glazing options reduce noise for a quieter indoor environment.

With its combination of strength, efficiency, and modern aesthetics, the Schüco Living door system is the perfect choice for high-performance entrances.



*Living 82 AS - Side Frame*



*Living 82 AS - Threshold*

9005  
9017  
9011  
8022  
8023  
8024  
8028  
8011  
8014  
8012  
8004  
8002  
8000  
7048  
7046  
9016  
7044  
7043  
7039  
7038  
7037  
7035  
7034  
7033  
7030  
7026  
7022  
7021  
7016  
6008  
5011